

Trach Care* 72-Hour Adult Closed Suction Systems

89% reduction in Colony Forming Units compared to Standard 24 hour Trach Care

- Trachcare 72 features an improved cleaning mechanism allowing extended use to 72 hours without breaking the ventilation circuit.
- The new rinse chamber with twin PEEP seals, One-Way Lavage Port and Hinged Cleaning Valve allows hands-free cleaning of the catheter.
- During the cleaning process the Hinged Cleaning Valve draws in a small amount of high velocity air into the rinse chamber which, in combination with the saline, produces a rigorous, turbulent cleaning action.
- The turbulent cleaning action cleans the catheter tip more efficiently. Fast, easy cleaning increases compliance for rinsing after suctioning.

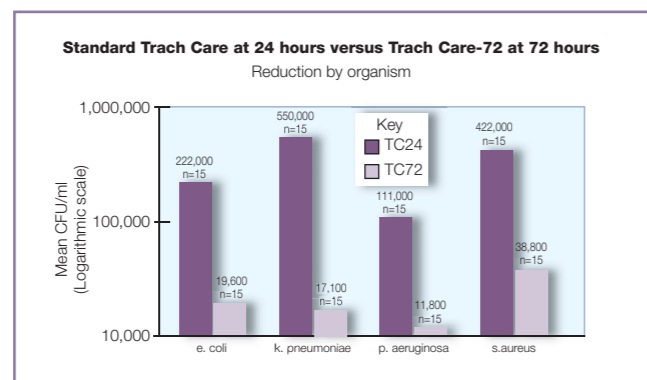


Fig 2: Reduction in CFU by organism

All standard Trach Care is recommended to be changed out after 24hrs use.⁽⁶⁾ The extended use of standard Trach Care beyond 24 hrs has been shown to significantly increase microbial colonisation of the lower respiratory tract.⁽⁷⁾ Ventilated patients are at risk of developing ventilator-associated pneumonia⁽⁸⁾, amongst the risk factors is the underlying disease and the level of colonisation of the lower respiratory tract⁽⁹⁻¹⁰⁾. After 24hrs use micro-organisms may multiply on the catheters and increase colonisation of the lower respiratory tract⁽¹¹⁾. The single PEEP Seal of the standard Trach Care is effective in mechanically cleaning the catheter, and in conjunction with the cleaning flush has been shown to be safe to use for 24hrs.⁽¹²⁾

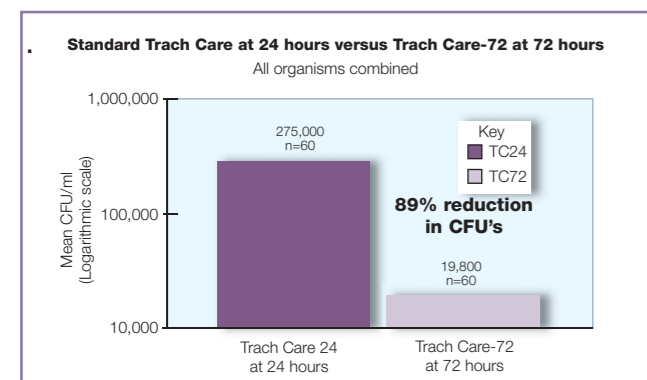
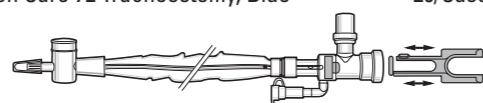


Fig 1: Reduction in bioburden all organisms tested⁽⁶⁾

KIMBERLY-CLARK* TRACH CARE*-72 Hour Double Swivel Elbow

including 15mm to 22mm connector

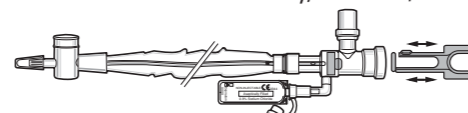
Order #	NPC Code	Outer Ø	Length	Description	Packaging
22716-4	FSQ475	12 Fr/4.0 mm	54.0 cm	Adult Double Swivel Elbow Trach Care 72 Standard, Violet	20/Case
2271603-4	FSQ477	12 Fr/4.0 mm	30.5 cm	Adult Double Swivel Elbow Trach Care 72 Tracheostomy, Violet	20/Case
227-4	FSQ476	14 Fr/4.6 mm	54.0 cm	Adult Double Swivel Elbow Trach Care 72 Standard, Blue	20/Case
22703-4	FSQ478	14 Fr/4.6 mm	30.5 cm	Adult Double Swivel Elbow Trach Care 72 Tracheostomy, Blue	20/Case



KIMBERLY-CLARK* TRACH CARE*-72 Hour WET PAK* Double Swivel Elbow

including 12 x 15ml saline vials & 15mm to 22mm connector

Order #	NPC Code	Outer Ø	Length	Description	Packaging
227166-4	FSQ465	12 Fr/4.0 mm	54.0 cm	Adult WET PAK Double Swivel Elbow Trach Care 72 Standard, Violet	20/Case
22716036-4	FSQ467	12 Fr/4.0 mm	30.5 cm	Adult WET PAK Double Swivel Elbow Trach Care 72 Tracheostomy, Violet	20/Case
2276-4	FSQ466	14 Fr/4.6 mm	54.0 cm	Adult WET PAK Double Swivel Elbow Trach Care 72 Standard, Blue	20/Case
227036-4	FSQ470	14 Fr/4.6 mm	30.5 cm	Adult WET PAK Double Swivel Elbow Trach Care 72 Tracheostomy, Blue	20/Case



KIMBERLY-CLARK* TRACH CARE*-72 Hour WET PAK* T-Piece


including 12 x 15ml saline vials & 15mm to 22mm connector

Order #	NPC Code	Outer Ø	Length	Description	Packaging
2271516-4	Ø	12 Fr/4.0 mm	54.0 cm	Adult WET PAK T-Piece Trach Care 72 Standard, Violet	20/Case
22715136-4	Ø	12 Fr/4.0 mm	30.5 cm	Adult WET PAK T-Piece Trach Care 72 Tracheostomy, Violet	20/Case
2270156-4	Ø	14 Fr/4.6 mm	54.0 cm	Adult WET PAK T-Piece Trach Care 72 Standard, Blue	20/Case
22701356-4	Ø	14 Fr/4.6 mm	30.5 cm	Adult WET PAK T-Piece Trach Care 72 Tracheostomy, Blue	20/Case

At Kimberly-Clark, our mission is to deliver clinical solutions that you can depend on to meet the demands of your fast-paced world. Whether your needs involve preventing healthcare-associated infections, surgical or digestive solutions, with Kimberly-Clark you'll always have one less worry.



Healthcare-Associated Infection Solutions



Surgical Solutions



Digestive Health



Commitment to Excellence
If, for any reason, our products do not meet your expectations, please let us know your comments or suggestions for improvement. Your input will result in a concerted effort on our part to meet your requirements. Our goal is to provide quality products that completely meet your needs time after time.

* Registered Trademark or Trademark of Kimberly-Clark Worldwide, Inc., or its affiliates © 2007 KCWW.

References

1. Cobley, Atkins & Jones 1991
2. Smidlers et al. 1999
3. Ceresia et al. 2001
4. Nelson Labs evaluation of Trach Care-72.
5. Manufactures Directions for Use.
6. Freytag CC, Thies FL, König W, Welte T. Infection: Clinical and Epidemiological Study: Prolonged application of closed in-line suction catheters increases microbial colonization of the lower respiratory tract and bacterial growth on catheter surface. Infection 31 2003 No 1, Urban & Vogel.
7. van Nieuwenhoven CA, Bergmans DC, Bonten MJ. Ventilator associated pneumonia: risk factors and patient mortality. Hosp Med 1999; 60: 558-563.
8. Bonten MJ, Bergmans DC, Ambergen AW, de Leeuw PW, van der Geest S, Stobberingh EE, Gaillard CA. Risk factors for pneumonia, and colonization of respiratory tract and stomach in mechanically ventilated ICU patients. Am J Respir Crit Care Med 1996; 154: 1339-1346.
9. Craven DE, Kunches LM, Killinsky V, Lichtenberg DA, Make BJ, McCabe WR. Risk factors for pneumonia and fatality in patients receiving continuous mechanical ventilation. Am Rev Respir Dis 1986; 133:792-796
10. Deppe SA, Kelly JW, Thor LL, Chudy JH, Longfield RN, Ducey JP, Truitt CL, Antopol MR. Incidence of colonization, nosocomial pneumonia, and mortality in critically ill patients using a Trach Care closed-suction system versus an open-suction system: a prospective, randomized study. Crit Care Med 1990; 18:1389-1393
11. Webb CH, Hog GM. Contamination of multi-use closed tracheal suction catheters: an in vitro study. J Hosp Inf 1995; 31:219-224

HC600/04-UK

For product information,
please contact your **Kimberly-Clark representative**

.....

Direct phone number is:

For ordering information,
please contact your **Kimberly-Clark customer service**

Direct phone number is : 0800 917 65 85
Direct Fax number is : 0800 169 0235
E-mail : cshealthcare@kcc.com

Kimberly-Clark Health Care
1 Tower View, Kings Hill, West Malling,
Kent, ME19 4HA, United Kingdom
T 0 1732 594333
F 0 1732 594338

Kimberly-Clark
Trusted Clinical Solutions*

KIMBERLY-CLARK* TRACH CARE*
CRITICAL CARE



The "gold standard"
in Closed Suction Systems

Kimberly-Clark
Trusted Clinical Solutions*

A True Innovation Tradition in Closed Suction Systems

KIMBERLY-CLARK* TRACH CARE* Closed Suction Systems...

are a world leader in closed endotracheal suction systems. Trach Care's innovative design provides protection for patient and practitioner by keeping the system closed during suctioning.

Trach Care* Closed Suction Systems are designed to safely suction patients on mechanical ventilation by removing secretions from the airway, while maintaining ventilation and oxygen therapy throughout the suctioning procedure.

Trach Care* benefits:

- Lower levels of environmental contamination¹
- Reduced incidence of endogenous contamination²
- Reduction in hypoxic events^{3,4}
- Wet pack saline vials included (on Wet Pack codes)



Kimberly-Clark* Trach Care* products are the "gold standard" in Closed Suction Systems.

Extensive range includes :

- Sizes from 5 to 16 French
- Available in T-piece, directional tip and double swivel elbow configurations
- Neonatal and Paediatric Trach Care

Kimberly-Clark* Trach Care* Wet Pak* offers practitioners the convenience of pre-packaged saline vials with each Trach Care catheter.

- Improves compliance for catheter cleaning
- Vials designed for respiratory use
- coloured coded for easy identification



Kimberly-Clark* Trach Care-72* improved cleaning for extended use:

- Designed for 72-hour closed suctioning use
- fewer disconnection of the ventilation circuit
- One-way valve design allowing for automatic fluid instillation while preventing escape of aerosols
- T-urbulent cleaning, ensuring a cleaner catheter tip
- Single-handed cleaning of catheter and catheter tip
- Automatic protection from inadvertent lavage

24-Hour Adult Closed Suction Systems

KIMBERLY-CLARK* TRACH CARE* Double Swivel Elbow

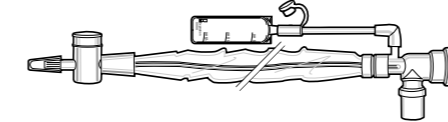
including a 15mm connector

Order #	NPC Code	Outer Ø	Length	Description	Packaging
2160-4	FSQ266	12 Fr/4.0 mm	54.0 cm	Adult Double Swivel Elbow, Violet	20/Case
21609-4	ø	12 Fr/4.0 mm	56.0 cm	Adult Double Swivel Elbow, Directional Tip, Violet	20/Case
21603-4	FSQ267	12 Fr/4.0 mm	30.5 cm	Adult Double Swivel Elbow, Tracheostomy, Violet	20/Case
2210-4	FSQ269	14 Fr/4.6 mm	54.0 cm	Adult Double Swivel Elbow, Blue	20/Case
22107-4	FSQ268	14 Fr/4.6 mm	54.0 cm	Adult Double Swivel Elbow, Dual Lumen, Blue	20/Case
22109-4	ø	14 Fr/4.6 mm	56.0 cm	Adult Double Swivel Elbow, Directional Tip, Blue	20/Case
22103-4	FSQ313	14 Fr/4.6 mm	30.5 cm	Adult Double Swivel Elbow, Tracheostomy, Blue	20/Case
22108-4	ø	14Fr/4.6mm	56.0cm	Adult Double Swivel Elbow MDI port, Blue	20/Case
221038-4	ø	14Fr/4.6mm	30.5cm	Adult Double Swivel Elbow Tracheostomy MDI port, Blue	20/Case
2260-4	ø	16 Fr/5.3 mm	54.0 cm	Adult Double Swivel Elbow, Brown	20/Case



KIMBERLY-CLARK* TRACH CARE* WET PAK* Double Swivel Elbow

Order #	NPC Code	Outer Ø	Length	Description	Packaging
21606-4	FSQ419	12 Fr/4.0 mm	54.0 cm	Adult WET PAK Double Swivel Elbow, Violet	20/Case
216069-4	FSQ316	12 Fr/4.0 mm	56.0 cm	Adult WET PAK Double Swivel Elbow, Directional Tip, Violet	20/Case
216036-4	FSQ418	12 Fr/4.0 mm	30.5 cm	Adult WET PAK Double Swivel Elbow, Tracheostomy, Violet	20/Case
22106-4	FSQ421	14 Fr/4.6 mm	54.0 cm	Adult WET PAK Double Swivel Elbow, Blue	20/Case
221069-4	FSQ321	14 Fr/4.6 mm	56.0 cm	Adult WET PAK Double Swivel Elbow, Directional Tip, Blue	20/Case
221036-4	FSQ420	14 Fr/4.6 mm	30.5 cm	Adult WET PAK Double Swivel Elbow, Tracheostomy, Blue	20/Case
22606-4	ø	16 Fr/5.3 mm	54.0 cm	Adult WET PAK Double Swivel Elbow, Brown	20/Case



KIMBERLY-CLARK* TRACH CARE* T-Piece

including a 22mm connector

Order #	NPC Code	Outer Ø	Length	Description	Packaging
0560-10	FSQ400	10 Fr/3.3 mm	54.0 cm	Adult Clear T-Piece, Green	20/Case
0560-12	FSQ401	12 Fr/4.0 mm	54.0 cm	Adult Clear T-Piece, Violet	20/Case
0560-123	FSQ286	12 Fr/4.0 mm	30.5 cm	Adult Clear T-Piece, Tracheostomy, Violet	20/Case
0560-14	FSQ287	14 Fr/4.6 mm	54.0 cm	Adult Clear T-Piece, Blue	20/Case
0560-143	FSQ288	14 Fr/4.6 mm	30.5 cm	Adult Clear T-Piece, Tracheostomy, Blue	20/Case



Oral Care

KIMBERLY-CLARK* TRACH CARE* Accessories

including a 22mm connector

Order #	NPC Code	Description	Packaging
112	FSQ274	Fixed Adapter 22 mm inner Diameter x 15 mm outer Diameter	50/Case
114	ø	Parallel "Y"	50/Case
118	FSQ496	Unit Dose Saline, 0.9% Sodium Chloride Solution, Pink Vial	144/Case
1115-4	ø	Connector 15 mm female to 22 mm female	50/Case

KIMBERLY-CLARK* READY CARE* Closed Oral Suction System

Order #	NPC Code	Description	Packaging
121	FSQ276	1- Ready Care Suction Valve, 2.4 m Connection Tubing, 10- Oral Suction Probes, 1- Suction Line Clamp, 1- "Y" Connector	50/Case
122	FSQ278	1- Suction Valve, 2.75 m Funnel Tubing, 1- Suction Line Clamp, 1- "Y" Connector	50/Case
123	FSQ284	10- Ready Care Oral Suction Probes (Adult)	50/Case
12601	FSQ373	1- Oral Suction Catheter	25/Case
12602	FSQ374	1- Suction Toothbrush	25/Case
12603	FSQ375	1- Angled-Tip Suction Swab	25/Case
12604	FSQ376	1- Oral Suction Tip	25/Case
12606	FSQ377	1- Ready Care Suction Valve, 1- "Y" Connector	25/Case
1221	ø	5- Ready Care 6 Fr (2.0 mm) Oral Suction Catheter (Neonatal/Paediatric)	50/Case
1222	ø	5- Ready Care 8 Fr (2.6 mm) Oral Suction Catheter (Neonatal/Paediatric)	50/Case
1223	FSQ546	5- Ready Care 10 Fr (3.3 mm) Oral Suction Catheter (Neonatal/Paediatric)	50/Case
12245	ELW087	Single Wrapped Dentaswab with Dentrifrice	4x250/Case
12240	ELW086	Single Wrapped Dentaswab	4x250/Case

Non-Bronchoscopic BAL

KIMBERLY-CLARK* BAL CATH* Kit (Non-bronchoscopic BAL)

Order #	Description	Packaging
141	BAL-Cath*	5/Case

